

Scaled data based on original data using
LM-79-08 Approved Method: Electrical and Photometric Measurements of Solid-
State Lighting Products

Test Report Prepared for
Cooper Lighting Solutions
(formerly Eaton)

Brand: McGRAW-EDISON

Report Number: P594127

Luminaire Tested: **ISC-PA1C-730-U-5WQ**

Issue Date: 3/22/2022

Test Information

Test Method: LM-79-08
Report Number: P594127
TEST IS SCALED FROM IESNA LM-79-08 TEST DATA (G1-2201-510-14)
Test Lab: INNOVATION CENTER
Issue Date: 3/22/2022
Manufacturer: COOPER LIGHTING SOLUTIONS (FORMERLY EATON)
Product Line: McGRAW-EDISON
Catalog Number: ISC-PA1C-730-U-5WQ
Description: IMPACT ELITE LED CYLINDER LUMINAIRE
(1) 70 CRI, 3000K, 615mA LIGHT ENGINE WITH 24 LEDS AND TYPE V WIDE OPTICS
Light Source: -
Ballast/Driver: ELECTRONIC DRIVER

Summary

Lumens per Lamp: N/A
Luminaire Lumens: 6323 lumens
Efficiency: N/A
Efficacy: 129.3 lumens/watt
Luminous Opening: Rectangular (W 0.75' x L: 0.5' x H: 0')
IES Classification: Type V - Medium
BUG Rating: B3 - U0 - G2

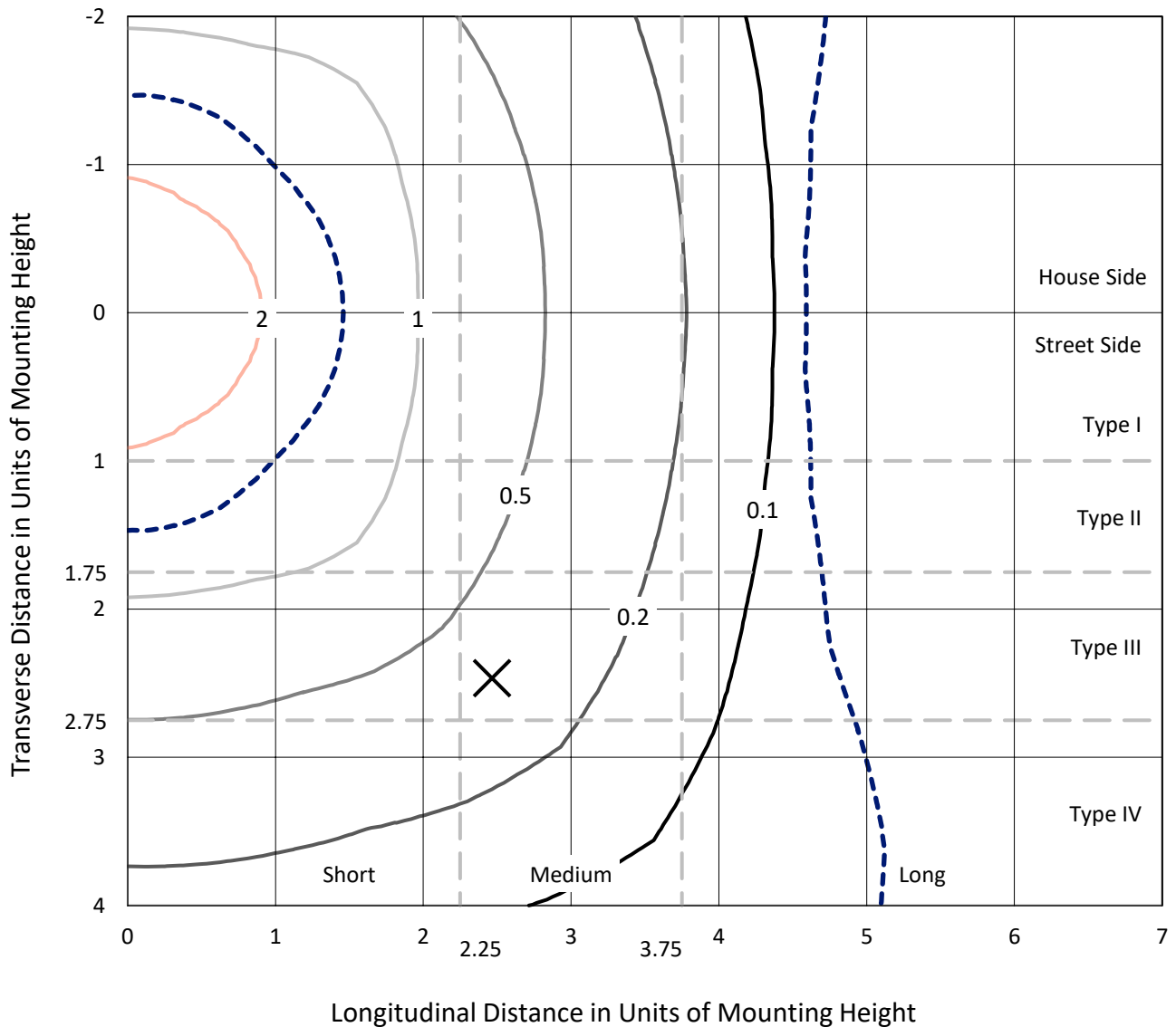
Input Watts (W): 48.9
Input Voltage (V): NR
Input Current (Ain): NR
Voltage Rise (V): NR
Power Factor: NR
Total Harmonic Distortion (THDi): NR
Frequency (hertz): 60
Stabilization Time: NR
Operation Time: NR
Ambient Temperature (°C): NR
Test Distance: 28.75 FT



REPORT NUMBER: P594127
 CATALOG NUMBER: ISC-PA1C-730-U-5WQ

Iso-Footcandle Lines of Horizontal Illumination

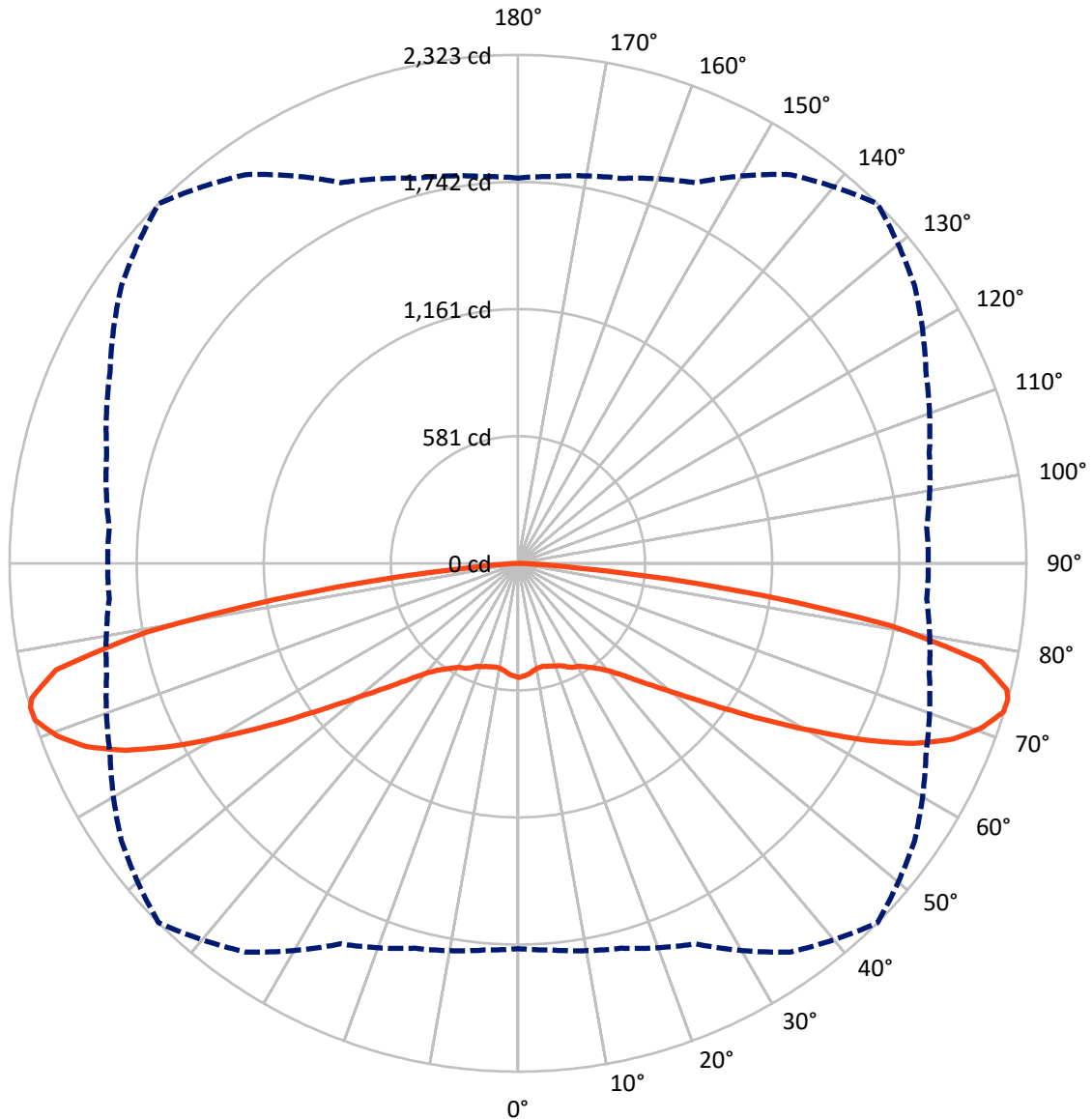
× Max cd
 - - - 1/2 Max cd



Based on 12 foot mounting height. Maximum calculated value = 3.6 fc
 Type V - Medium - N/A

REPORT NUMBER: P594127
CATALOG NUMBER: ISC-PA1C-730-U-5WQ

Luminous Intensity Polar Plot



— Vertical Plane Through 45-Deg Lateral - - - Horizontal Cone Through 74-Deg Vertical

REPORT NUMBER: P594127
 CATALOG NUMBER: ISC-PA1C-730-U-5WQ

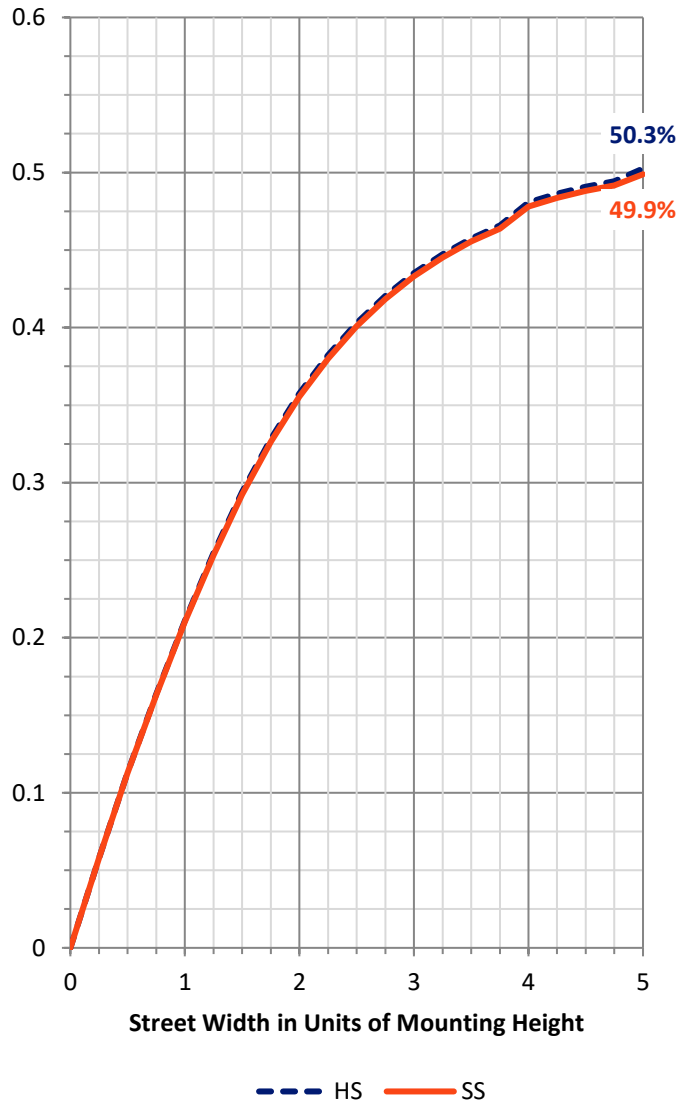
FLUX DISTRIBUTION:

		Downward	Upward	Total
House Side	Lumens	3161.5	0.0	3161.5
	% Fixture	50.0	0.0	50.0
Street Side	Lumens	3161.5	0.0	3161.5
	% Fixture	50.0	0.0	50.0
Total	Lumens	6323.0	0.0	6323.0
	% Fixture	100.0	0.0	100.0

ZONAL LUMENS:

Zone	Lumens	% Fixture
0°-10°	47.8	0.8
10°-20°	140.1	2.2
20°-30°	241.9	3.8
30°-40°	370.5	5.9
40°-50°	602.8	9.5
50°-60°	1045.4	16.5
60°-70°	1731.3	27.4
70°-80°	1873.2	29.6
80°-90°	270.0	4.3
90°-100°	0.0	0.0
100°-110°	0.0	0.0
110°-120°	0.0	0.0
120°-130°	0.0	0.0
130°-140°	0.0	0.0
140°-150°	0.0	0.0
150°-160°	0.0	0.0
160°-170°	0.0	0.0
170°-180°	0.0	0.0
0°-90°	6323.0	100.0
0°-180°	6323.0	100.0

Coefficient of Utilization

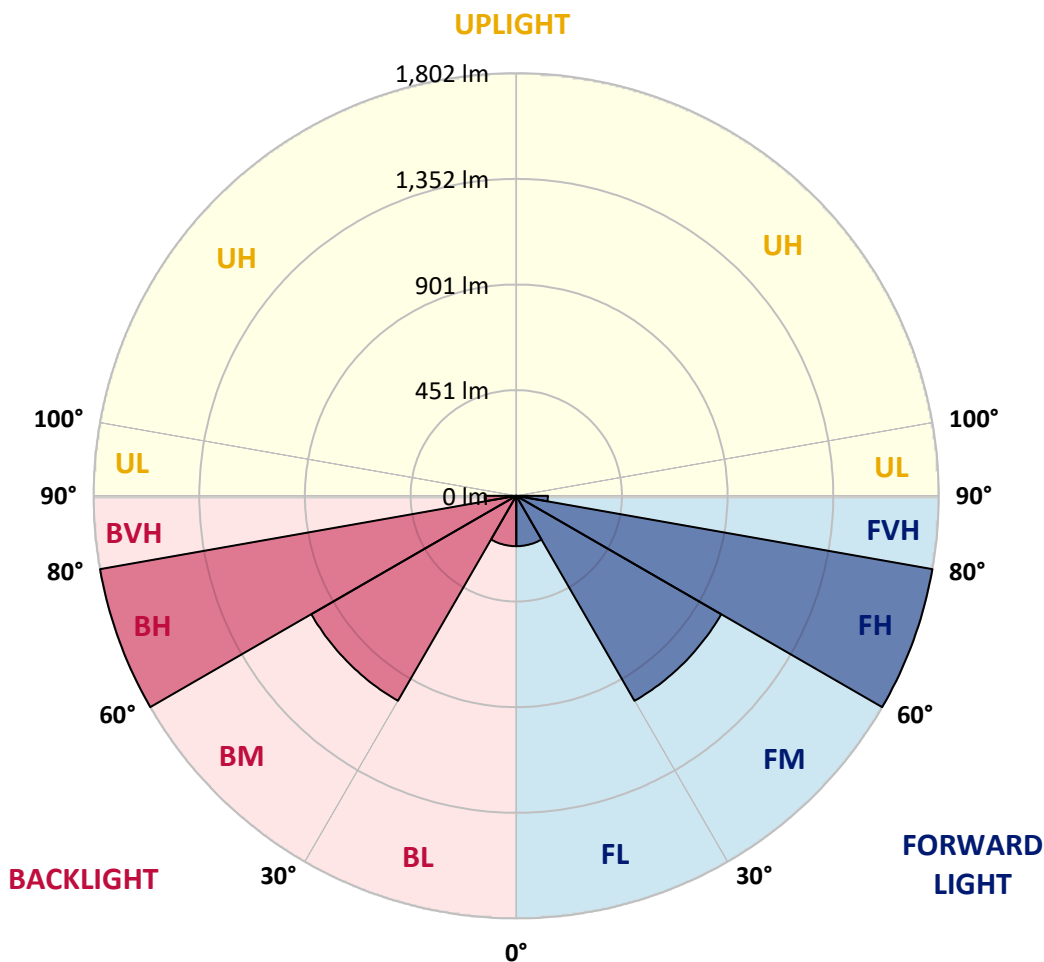


REPORT NUMBER: P594127
 CATALOG NUMBER: ISC-PA1C-730-U-5WQ

LUMINAIRE CLASSIFICATION SYSTEM LUMEN TABLE AND BUG RATING:

Zone	Lumens	% Fixture	Zone Rating/Lumen Limit		
			B	U	G
FL (0°-30°)	214.9	3.4			
FM (30°-60°)	1009.4	16.0			
FH (60°-80°)	1802.3	28.5			G2/5000
FVH (80°-90°)	135.0	2.1			G2/225
BL (0°-30°)	214.9	3.4	B1/500		
BM (30°-60°)	1009.4	16.0	B2/2500		
BH (60°-80°)	1802.3	28.5	B3/2500		G2/5000
BVH (80°-90°)	135.0	2.1			G2/225
UL (90°-100°)	0.0	0.0		U0/0	
UH (100°-180°)	0.0	0.0		U0/0	

BUG Rating: B3-U0-G2
 Type V Medium





REPORT NUMBER: P594127

CATALOG NUMBER: ISC-PA1C-730-U-5WQ

CANDELA DISTRIBUTION (FULL):

	0°	5°	15°	25°	35°	45°	55°	65°	75°	85°	90°
0°	521.6	521.6	521.6	521.6	521.6	521.6	521.6	521.6	521.6	521.6	521.6
2.5°	514.1	515.6	515.6	514.1	515.6	515.6	515.6	517.1	515.6	518.6	517.1
5°	506.6	506.6	508.1	506.6	506.6	508.1	506.6	509.6	508.1	511.1	508.1
7.5°	494.6	494.6	494.6	494.6	496.1	496.1	496.1	499.1	499.1	499.1	497.6
10°	491.6	490.1	490.1	487.1	487.1	487.1	485.5	490.1	491.6	494.6	493.1
12.5°	493.1	493.1	490.1	487.1	485.5	484.0	484.0	488.6	493.1	494.6	494.6
15°	499.1	499.1	494.6	488.6	488.6	488.6	487.1	488.6	496.1	499.1	496.1
17.5°	503.6	502.1	497.6	494.6	494.6	493.1	493.1	493.1	497.6	502.1	502.1
20°	511.1	511.1	505.1	502.1	502.1	500.6	499.1	497.6	502.1	508.1	506.6
22.5°	521.6	518.6	514.1	511.1	509.6	508.1	505.1	506.6	509.6	514.1	514.1
25°	529.1	529.1	524.6	523.1	524.6	524.6	520.1	517.1	518.6	523.1	523.1
27.5°	532.1	532.1	529.1	529.1	535.2	538.2	532.1	526.1	523.1	527.6	526.1
30°	544.2	544.2	541.2	539.7	544.2	545.7	542.7	538.2	536.7	541.2	539.7
32.5°	565.2	563.7	559.2	554.7	556.2	563.7	557.7	556.2	556.2	560.7	562.2
35°	589.3	586.3	581.8	577.2	578.8	586.3	580.3	580.3	581.8	587.8	587.8
37.5°	623.8	620.8	614.8	604.3	602.8	611.8	610.3	611.8	617.8	620.8	623.8
40°	661.4	659.9	652.4	643.4	641.9	647.9	649.4	652.4	658.4	661.4	662.9
42.5°	715.5	712.5	700.5	691.5	690.0	697.5	700.5	703.5	711.0	714.0	717.0
45°	781.7	780.2	766.7	756.1	751.6	762.1	762.1	765.2	772.7	778.7	778.7
47.5°	853.8	852.3	841.8	829.8	831.3	838.8	837.3	838.8	844.8	850.8	855.3
50°	935.0	930.5	918.5	915.5	923.0	930.5	924.5	923.0	932.0	935.0	933.5
52.5°	1023.7	1019.2	1013.2	1013.2	1031.2	1044.8	1040.2	1026.7	1026.7	1025.2	1023.7
55°	1128.9	1125.9	1124.4	1131.9	1162.0	1189.1	1172.5	1147.0	1136.5	1130.4	1133.4
57.5°	1238.7	1231.2	1244.7	1261.2	1321.4	1360.4	1334.9	1286.8	1271.7	1259.7	1253.7
60°	1349.9	1346.9	1366.5	1405.5	1491.2	1557.4	1522.8	1443.1	1416.1	1389.0	1389.0
62.5°	1458.2	1455.1	1483.7	1543.8	1679.1	1776.8	1713.7	1613.0	1560.4	1519.8	1513.8
65°	1588.9	1584.4	1616.0	1680.6	1861.0	1984.3	1904.6	1772.3	1709.2	1653.6	1646.1
67.5°	1695.7	1695.7	1737.8	1817.4	2014.4	2143.6	2044.4	1930.2	1856.5	1799.4	1793.4
70°	1797.9	1806.9	1838.5	1916.6	2131.6	2248.9	2158.7	2056.4	1990.3	1933.2	1927.2
72.5°	1841.5	1853.5	1885.1	1961.7	2182.7	2319.5	2214.3	2097.0	2026.4	1969.3	1961.7
74°	1760.3	1773.8	1820.4	1918.1	2167.7	2322.5	2211.3	2056.4	1945.2	1874.6	1874.6
75°	1668.6	1686.6	1742.3	1847.5	2136.1	2306.0	2179.7	1991.8	1837.0	1754.3	1758.8
77.5°	1286.8	1325.9	1386.0	1551.4	1916.6	2164.7	1937.7	1598.0	1349.9	1226.7	1223.6
80°	366.8	420.9	557.7	926.0	1456.6	1724.2	1423.6	945.5	667.4	508.1	488.6
82.5°	88.7	103.7	142.8	261.6	622.3	974.1	705.0	309.7	186.4	121.8	97.7
85°	37.6	40.6	64.6	90.2	171.4	258.6	163.9	105.2	76.7	34.6	33.1
87.5°	13.5	15.0	24.1	24.1	36.1	21.0	37.6	25.6	27.1	9.0	9.0
90°	0.0	0.0	0.0	0.0	0.0	0.0	0.0	0.0	0.0	0.0	0.0

(END OF REPORT)